

# EKL5-63B 6KA RCBO

B TYPE RCCB with Overcurrent Protection



Standard\_ IEC61009-1 / IEC62423



## Technical Data

<b>Electrical Features</b>	Mode	Electronic
	Type	B
	Rated current I <sub>n</sub>	16,20,25,32,40,50,63A
	Poles	2P(1P+N),4P(3P+N)
	Rated voltage U <sub>e</sub>	2P 240V~
		4P 415V~
	Insulation voltage U <sub>i</sub>	500V
	Rated frequency	50/60Hz
	Rated residual operating current(I <sub>Δn</sub> )	30,100,300mA
	Break time under I <sub>Δn</sub>	≤0.1s(S type <0.5s)
	Rated breaking capacity	6,000A
	Energy limiting class	3
	Rated impulse withstand voltage(1.5/50) U <sub>imp</sub>	4,000V
	Dielectric test voltage at ind.Freq. for 1min	2kV
Pollution degree	2	
Thermo-magnetic release characteristic	B,C	
<b>Mechanical Features</b>	Electrical life	4,000 Cycles
	Mechanical life	10,000 Cycles
	Contact position indicator	Yes
	Protection degree	IP20
	Reference temperature for setting of thermal element	30°C
	Ambient temperature (with daily average ≤35°C)	-5°C~+40°C
	Storage temperature	-25°C~+70°C
<b>Installation</b>	Terminal connection type	Cable/Pin-type busbar/U-type busbar
	Terminal size top/bottom for cable	25mm <sup>2</sup> 18-3AWG
	Terminal size top/bottom for busbar	25mm <sup>2</sup> 18-3AWG
	Tightening torque	2.5Nm 22In-lbs
	Mounting	On DIN rail EN60715(35mm) by means of fast clip device
	Connection	From top
<b>Combination with accessories</b>	Auxiliary contact	EKM1-OF
	Alarm contact	EKM1-FB
	Shunt release	EKM1-MX


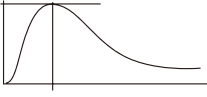
# EKL5-63B 6KA RCBO

B TYPE RCCB with Overcurrent Protection



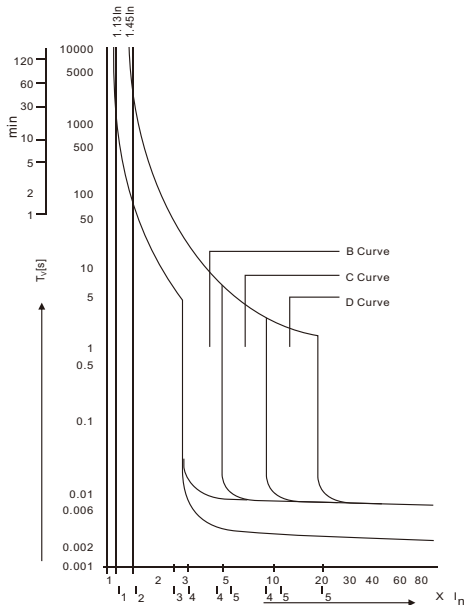
Standard\_ IEC61009-1 / IEC62423

Tripping Current Range	Lagging Angle	$I\Delta n > 0.01A$	$I\Delta n \leq 0.01A$
	0°	$0.35I\Delta n \leq I\Delta \leq 1.4I\Delta n$	$0.35I\Delta n \leq I\Delta \leq 2I\Delta n$
	90°	$0.25I\Delta n \leq I\Delta \leq 1.4I\Delta n$	$0.25I\Delta n \leq I\Delta \leq 2I\Delta n$
	135°	$0.11I\Delta n \leq I\Delta \leq 1.4I\Delta n$	$0.11I\Delta n \leq I\Delta \leq 2I\Delta n$

Detectable wave form	Pulsating direct current sensitive	Surge current proof
<p>B class</p> <p>Tripping is ensured for sinusoidal AC residual currents pulsed DC residual currents, alternating residual sinusoidal currents up to 1000Hz, pulsating direct residual currents and for smooth direct residual currents, whether applied suddenly or increasing slowly.</p>	 <p>They react to AC and pulsating DC fault current which reach 0 or almost 0 within one time period of the mains frequency.</p>	 <p>RCCB's surge capacity. Not tripping at standardized 8/20 us surge-current waves acc.to VDE 0432 Part 2 with surge current values of up to 250A.</p>

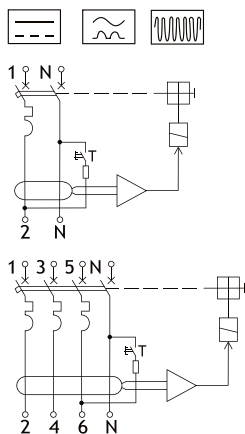
## Characteristics

### Curves



Thermal Tripping				Magnetic Tripping		
As per IEC60898	No tripping current	Tripping current $I_2$	Time Limits t	Hold current $I_4$	Trip current $I_5$	Time Limits t
B Curve	$1.13 \times I_N$	$1.45 \times I_N$	$\geq 1h$ $< 1h$	$3 \times I_N$	$5 \times I_N$	$\geq 0.1s$ $< 0.1s$
C Curve	$1.13 \times I_N$	$1.45 \times I_N$	$\geq 1h$ $< 1h$	$5 \times I_N$	$10 \times I_N$	$\geq 0.1s$ $< 0.1s$
D Curve	$1.13 \times I_N$	$1.45 \times I_N$	$\geq 1h$ $< 1h$	$10 \times I_N$	$20 \times I_N$	$\geq 0.1s$ $< 0.1s$

## Circuit Diagram



## Overall and Installation Dimension (mm)

